

Age & Sex – <https://data.census.gov/vizwidget?g=860XX00US98261&infoSection=AgeandSex>

Age and Sex

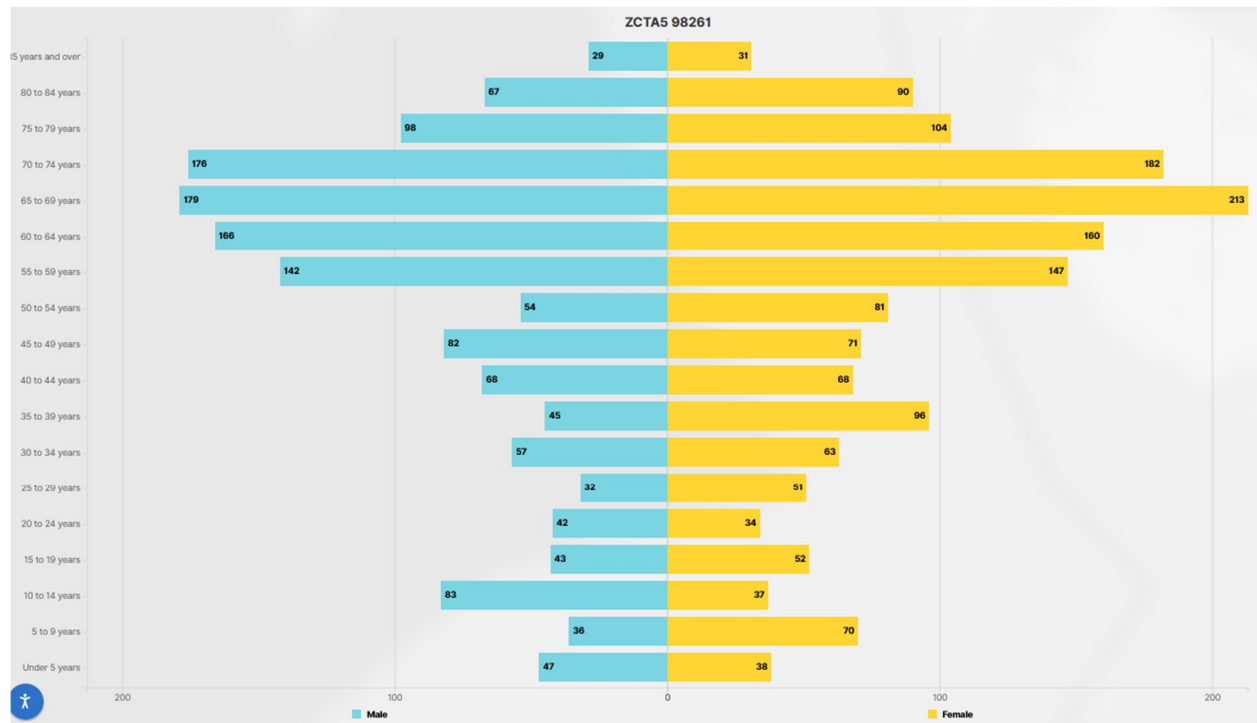
59.7 ± 1.7

Median Age in ZCTA5 98261

38.4 ± 0.2

Median Age in Washington

S0101 | 2021 American Community Survey 5-Year Estimates



Disability - <https://data.census.gov/vizwidget?g=860XX00US98261&infoSection=Disability>

Disability

11.2% ± 1.7%

Disabled Population in ZCTA5 98261

13.5% ± 0.2%

Disabled Population in Washington

S1810 | 2021 American Community Survey 5-Year Estimates

Types of Disabilities

in ZCTA5 98261

S1810



Measure	Value
Hearing difficulty	4.5%
Vision difficulty	1.3%
Cognitive difficulty	4.3%
Ambulatory difficulty	3.9%
Self-care difficulty	1.5%
Independent living difficulty	3.2%

Ancestry - <https://data.census.gov/vizwidget?g=860XX00US98261&infoSection=Ancestry>

Ancestry

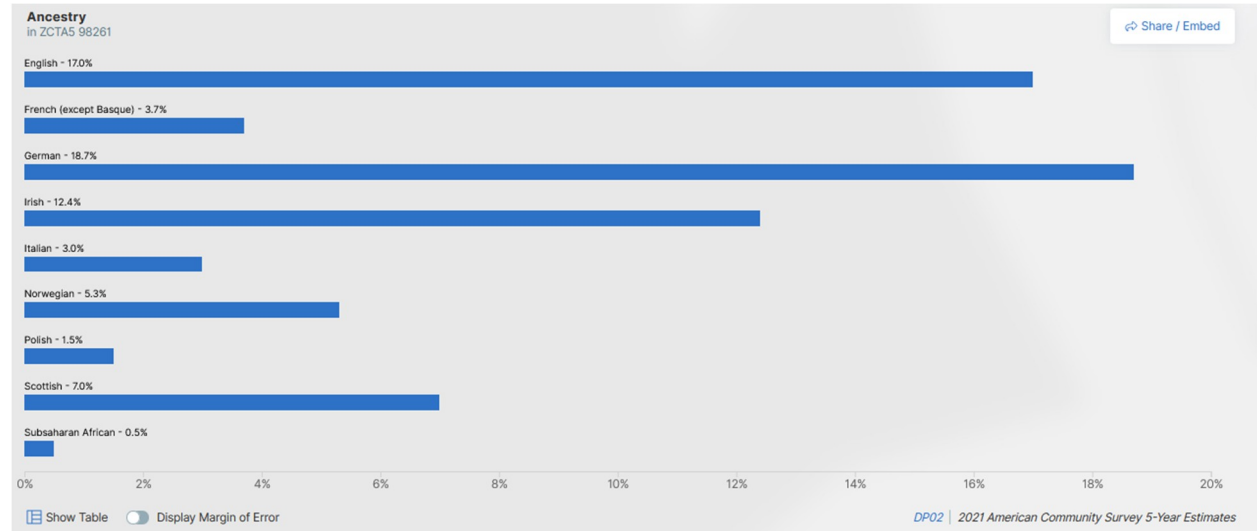
3.0% ± 0.8%

Italian Ancestry in ZCTA5 98261

3.3% ± 0.2%

Italian Ancestry in Washington

DP02 | 2021 American Community Survey 5-Year Estimates



Language -

<https://data.census.gov/vizwidget?g=860XX00US98261&infoSection=LanguageSpokenatHome>

Language Spoken at Home

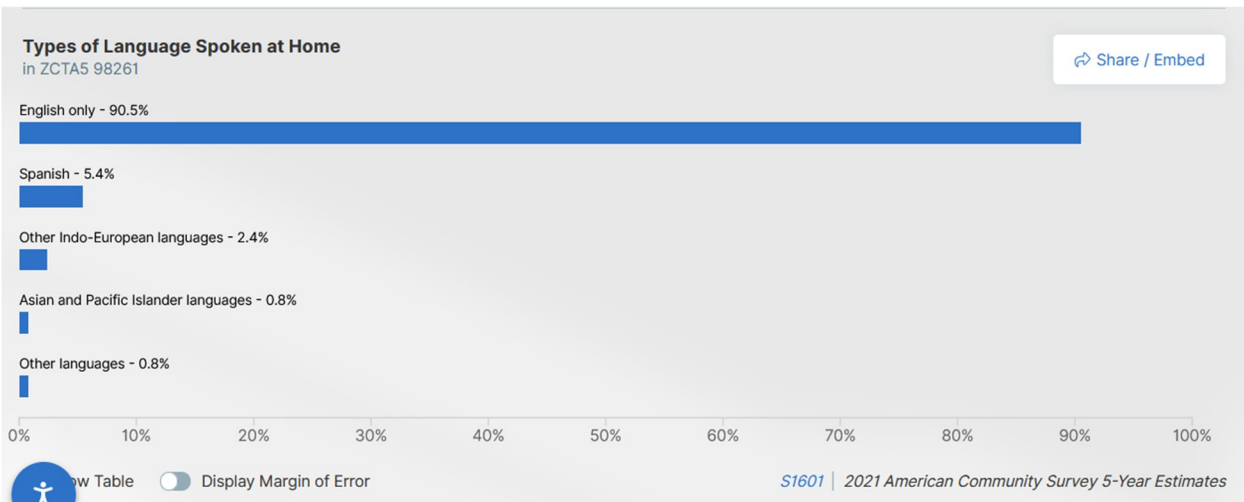
9.5% ± 2.7%

Language Other Than English Spoken at Home in ZCTA5 98261

21.1% ± 0.3%

Language Other Than English Spoken at Home in Washington

S1601 | 2021 American Community Survey 5-Year Estimates



Native & Foreign Born -

<https://data.census.gov/vizwidget?g=860XX00US98261&infoSection=NativeandForeignBorn>

Native and Foreign Born

6.9% ± 1.6%

Foreign Born population in ZCTA5 98261

15.3% ± 0.2%

Foreign Born population in Washington

DP02 | 2021 American Community Survey 5-Year Estimates

Foreign Born Population

in ZCTA5 98261

[Share / Embed](#)

Naturalized U.S. citizen - 63.3%

Not a U.S. citizen - 36.7%

0% 5% 10% 15% 20% 25% 30% 35% 40% 45% 50% 55% 60% 65%

Show Table Display Margin of Error

DP02 | 2021 American Community Survey 5-Year Estimates

Older Population -

<https://data.census.gov/vizwidget?g=860XX00US98261&infoSection=OlderPopulation>

Older Population

38.5% ± 3.1%

65 Years and Older in ZCTA5 98261

16.8% ± 0.1%

65 Years and Older in Washington

DP05 | 2021 American Community Survey 5-Year Estimates

Older Population by Age

in ZCTA5 98261

[Share / Embed](#)

65 to 74 years - 24.7%

75 to 84 years - 11.8%

85 years and over - 2.0%

0% 2% 4% 6% 8% 10% 12% 14% 16% 18% 20% 22% 24% 26%

Show Table Display Margin of Error

DP05 | 2021 American Community Survey 5-Year Estimates

Residential Mobility -

<https://data.census.gov/vizwidget?g=860XX00US98261&infoSection=ResidentialMobility>

Residential Mobility

2.5% ± 1.2%

Moved From a Different State in the Last Year in ZCTA5 98261

3.2% ± 0.2%

Moved From a Different State in the Last Year in Washington

S0701 | 2021 American Community Survey 5-Year Estimates

Residential Mobility in the Last Year

in ZCTA5 98261

[Share / Embed](#)

Moved within the same county - 4.1%

Moved from different county, same state - 2.6%

Moved from a different state - 2.5%

Moved from abroad - 0.7%

0% 0.5% 1% 1.5% 2% 2.5% 3% 3.5% 4% 4.5%

Show Table Display Margin of Error

S0701 | 2021 American Community Survey 5-Year Estimates

Veterans - <https://data.census.gov/vizwidget?g=860XX00US98261&infoSection=Veterans>

Veterans

10.0% ± 1.2%

Veterans in ZCTA5 98261

7.7% ± 0.2%

Veterans in Washington

S2101 | 2021 American Community Survey 5-Year Estimates

Veterans by Sex

in ZCTA5 98261

[Share / Embed](#)

Male - 92.5%

Female - 7.5%

0% 10% 20% 30% 40% 50% 60% 70% 80% 90% 100%

Show Table Display Margin of Error

S2101 | 2021 American Community Survey 5-Year Estimates